

Operating Instructions
REOVIB SMART
Control unit for Vibratory Feeders

REO ELEKTRONIK AG
Brühler Straße 100
D-42657 Solingen
Tel. 0049-(0)212-8804-0
Fax 0049-(0)212-8804-188
www.reo.de
eMail: sales@reo.de

REOVIB

Control units for vibratory feeders

User Technical Safety Information

This description contains the necessary information for the correct application of the product described below. It is intended for use by technically qualified personal.

Qualified personnel are persons who, because of their training, experience and position as well as their knowledge of appropriate standards, regulations, health and safety requirements and working conditions, are authorised to be responsible for the safety of the equipment, at all times, whilst carrying out their normal duties and are therefore aware of, and can report, possible hazards (Definition of qualified employees according to IEC 364)

Safety Instructions

The following instructions are provided for the personal safety of operators and also for the protection of the described product and connected equipment.



Warning!

Hazardous Voltage

Failure to observe can kill, cause serious injury or damage

- Isolate from mains before installation or dismantling work, as well as for fuse changes or post installation modifications.
- Observe the prescribed accident prevention and safety rules for the specific application.
- Before putting into operation check if the rated voltage for the unit conforms with the local supply voltage.
- Emergency stop devices must be provided for all applications. Operation of the emergency stop must inhibit any further uncontrolled operation.
- **Electrical connections must be covered**
- **The earth connection must be checked, for correct function, after installation.**

Specified Use

The units described herein are electrical controllers for installation in industrial plant. They are designed for power adjustment on vibratory feed equipment.

Contents

User Technical Safety Information	1
1.0 General	2
2.0 Technical Data	2
3.0 Declaration of Conformity	2
4.0 Connections	3
5.0 Dimensions	4

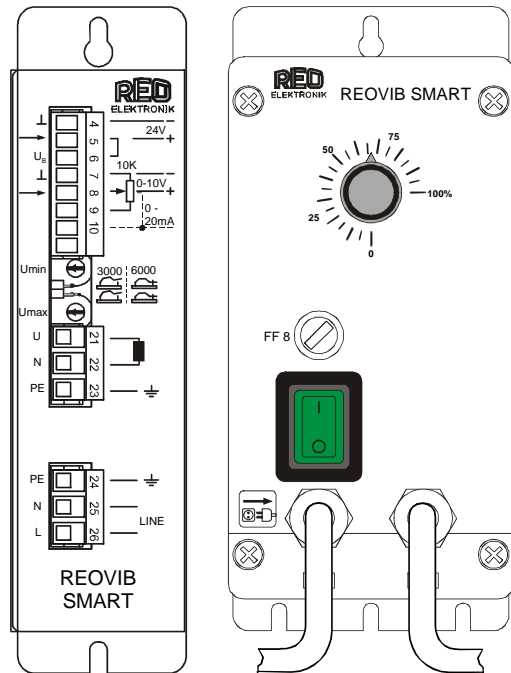
1.0 General

Electronic control units for stepless adjustment of vibratory feeder throughput. The range of REOVIB "SMART" controllers are available as enclosed units for fitting directly onto feeding and sorting systems, or in a modular book-style form for panel mounting. The control units are suitable for feeders with a vibrating frequency of 50 Hz (60 Hz) and 100 Hz (120 Hz). The frequency is selected by using an internal link-switch on the printed circuit board. The feeder throughput can be adjusted by using either a potentiometer or analog signals 0... 10 V, DC or 0...20 mA. An enable input is available for Stop/Start operation from contacts or a supervisory control system. Vmin and Vmax trimmers are provided to limit the throughput adjustment range.

An integral soft-start reduces jolting when the unit is switched on or enabled.

The enclosed version includes mains input and feeder output cables. In the front panel there is a mains switch, fuse and throughput adjustment potentiometer. The potentiometer can be used to set the feed rate from 0...100%.

The panel mounting version is designed for fitting onto a chassis plate and all connections are made through plug-in connectors.



2.0 Technical Data

	REOVIB SMART B6 – E	REOVIB SMART B6 – G	REOVIB SMART B6 – E	REOVIB SMART B6 – G
Stock Code				
Supply voltage	115 V, +/- 10 %		240 V, +/- 10 %	
Mains frequency	50/60 Hz		50/60 Hz	
Output voltage	20... 100 V		40... 210 V	
Output current	0,2...6 A, max.			
Vibrating frequency	3000/6000 (3600/7200)			
Set point source	Potentiometer 10 kR 0... 10 V,DC, 22 kR 0... 20 mA, 250 R			
Enable	24 V, DC, 5 mA Contacts			
Construction	IP 20	IP 54	IP 20	IP 54
Operating temperature	0... 50 °C	0... 45 °C	0... 50 °C	0... 45 °C
Storage temperature	-20... +70 °C			

3.0 Declaration of Conformity

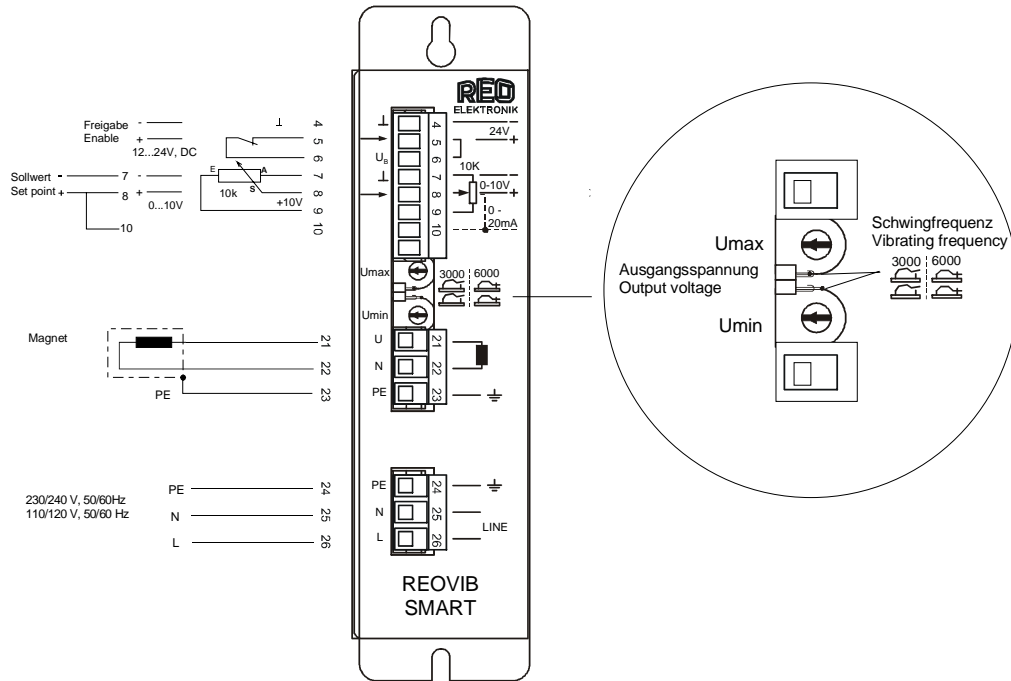


We declare that these products conform with the following standards and directives.:
EN 61000-6-4 and EN 61000-6-2 in accordance with Directive 2004/108/EWG.

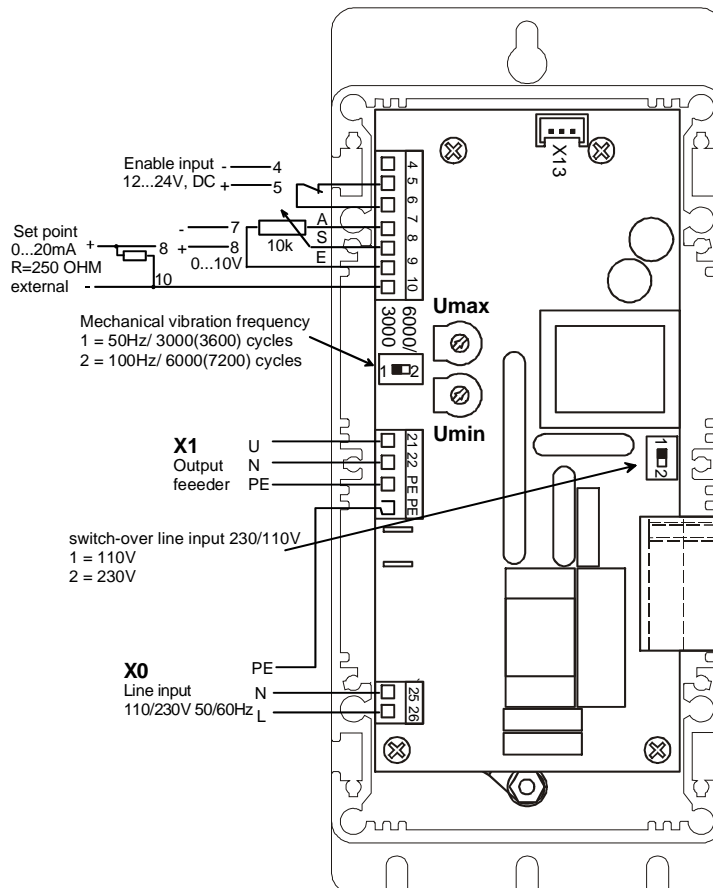
REO ELEKTRONIK AG, D-42657 Solingen

4.0 Connections

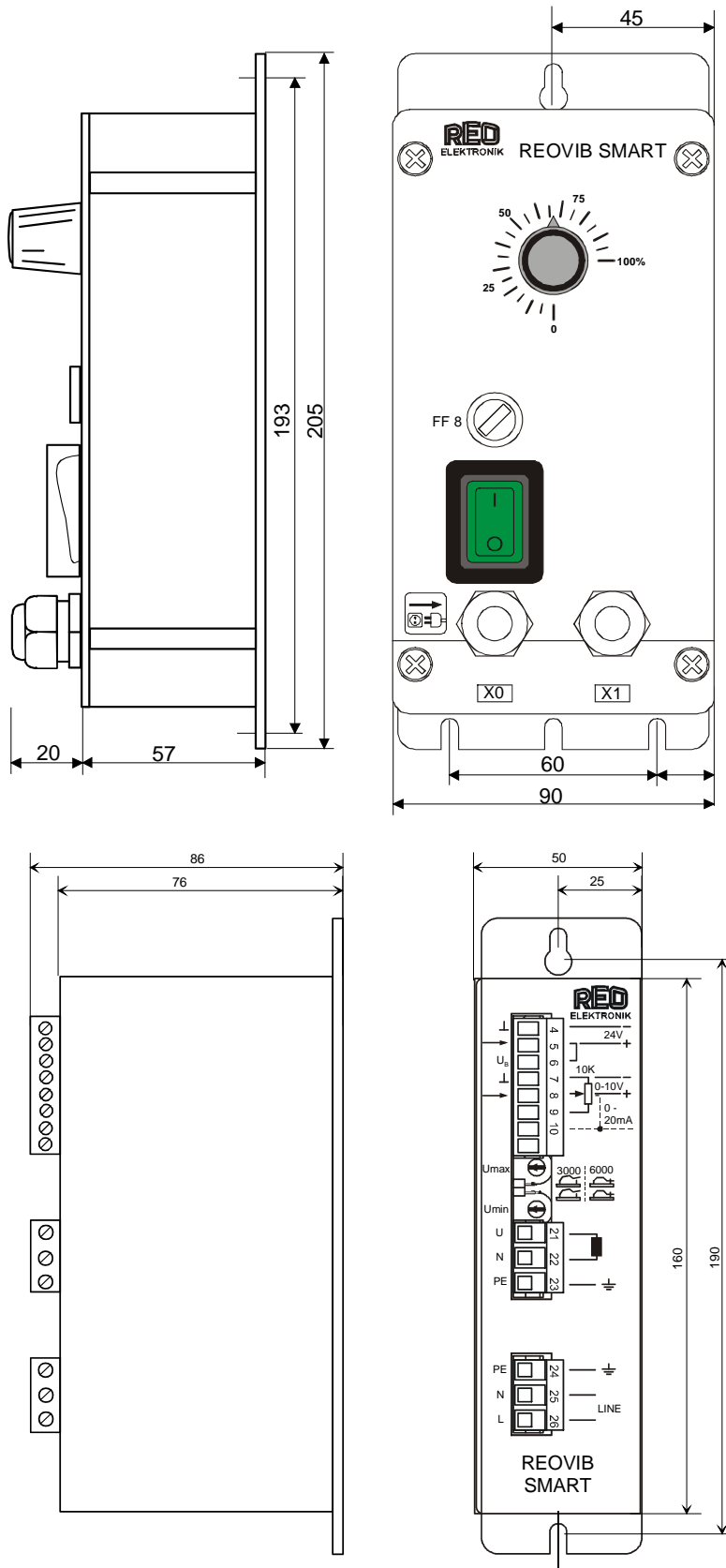
Panel mounting version



Enclosed version



5.0 Dimensions



Dimensions are in mm